

S U R F A C E B O O K

15mm

600X600MM

**MAX
STONE®**
FULLBODY



I N T R O D U C I N G

**MAX
STONE®**
FULL BODY

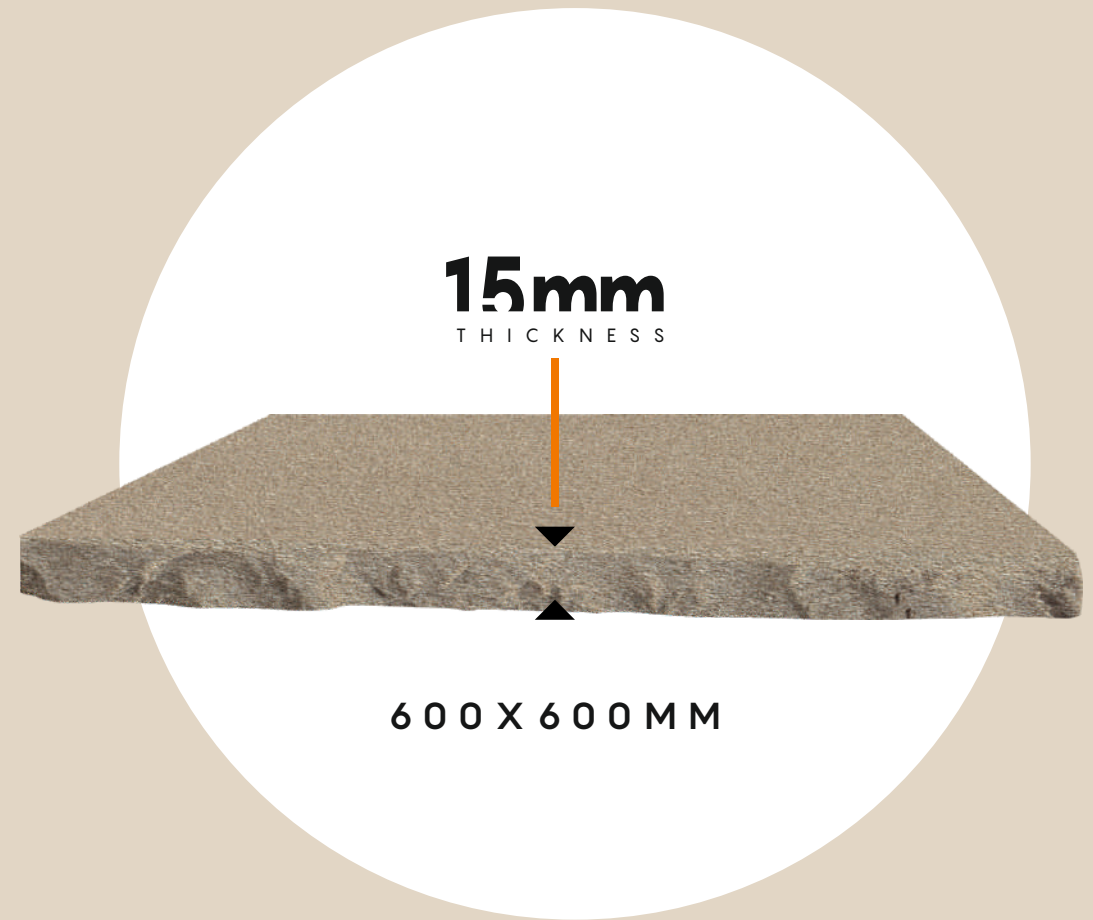


15mm
600x600mm


The best technical performance of any product, 15mm complete body tiles are suitable for outdoor settings and have no chance of breaking. It allows for solutions that offer a seamless transition between indoor and outdoor areas. It's frost and thermal shock resistant, has excellent anti-slip properties, keeps its texture and colour over time, and is simple to clean. The ideal combination of aesthetic quality and high technological performance, ensuring infinite durability.

NEW DIMENSIONS

We create high-quality full-body surfaces with outstanding finishes that accurately reflect product aesthetics. In terms of the fineness of details and the range of solutions, the finishes and surface treatments are one-of-a-kind, always classic and unique.



COLOUR




THE FINEST CHOICE TO MAKE THE LONGEST BEAUTIFUL LIFESTYLE

We are introducing a concept of architectural surfaces from our experience of 18 year in manufacturing with the sizes of 600x600mm, 600x1200mm and 800x1600mm that goes beyond traditional ceramics: it allows designers to reinvent design criteria, giving them the utmost freedom and minimal constraints.

The lower weight of the individual tile is a logistical advantage for transportation and handling at the building site, and a practical advantage in special contexts, such as laying over existing surfaces, the shipping industry, and the field of furnishing.

HEAVY TRAFFIC
FLOOR
INSTALLATION

**MAX
STONE®**
FULLBODY




DURABLE CHARACTER



GRAVEL / SAND

Installation with thin joints or joints without grass is recommended for larger areas.



GRASS

These dry-installation systems are very common in outdoor areas. Whether the tiles are to be laid on grass.



RAISED FLOORING

This method is a unique, simple, and attractive approach to close gaps around elevated floors.



SCREED

Screed is a coating of cement and sand applied to a concrete substrate and used to lay various types of flooring.



G R A P H I T E

This series design fits seamlessly into contemporary landscapes and architecture, with stylish aesthetics and a wide selection of finishes.

600 X 600 MM

**MAX
STONE**
FULLBODY

GRAPHITE


600X600MM MATT FINISH

EXTRA THICK
FULL BODY
MAXSTONE

**MAX
STONE**
FULLBODY



PUNCH EFFECT



◀15mm▶
THICKNESS



GREAT
STRENGTH

600 X 600 MM

15mm
FULL BODY MAXSTONE

EXTRA THICK
FULL BODY
MAXSTONE



D O L P H I N

Inspiring from natural beauty, creating this superior dolphin series, to give natural feel to your every décor with quality strength.

600 X 600 MM

**MAX
STONE**
FULLBODY

DOLPHIN


600X600MM MATT FINISH



**MAX
STONE**
FULL BODY



PUNCH EFFECT





SPLENDID CREATION

600 X 600 MM

15mm
FULL BODY MAXSTONE

EXTRA THICK
FULL BODY
MAXSTONE



M U S H R O O M

Everything beginning with dust, which included all of life's essential elements. Just like our approach, it's delicate for every décor.

600 X 600 MM

**MAX
STONE**
FULLBODY

MUSHROOM


600X600MM MATT FINISH

EXTRA THICK
FULL BODY
MAXSTONE

**MAX
STONE**
FULLBODY



PUNCH EFFECT





**SUPERIOR
STRENGTH**

600 X 600 MM

15mm
FULL BODY MAXSTONE

EXTRA THICK
FULL BODY
MAXSTONE

The background of the advertisement is a composite image. On the left, there is a close-up of a light brown, pebbled-texture wall. On the right, there are several tall, fluted classical columns in a warm, aged stone color. The columns are arranged in a perspective that recedes into the distance.

C O O K I E

Today, creating beauty means dealing with an unparalleled heritage and an admired person, presenting the extraordinary Cookit Series to make your space pictures perfect.

600 X 600 MM

**MAX
STONE**
FULLBODY

COOKIE

600X600MM MATT FINISH

EXTRA THICK
FULL BODY
MAXSTONE

**MAX
STONE**
FULLBODY



PUNCH EFFECT



◀15mm▶
THICKNESS



IMPRESSIVE
CHARM

600 X 600 MM

15mm
FULL BODY MAXSTONE

EXTRA THICK
FULL BODY
MAXSTONE



O L I V E

Inspiring from natural elements and design this olive series with icon of artistic design that create strong feel.

600 X 600 MM

MAX
STONE
FULL BODY

OLIVE


600X600MM MATT FINISH



**MAX
STONE**
FULL BODY



PUNCH EFFECT





STRONGEST
BEAUTY

600 X 600 MM

15mm
FULL BODY MAXSTONE

EXTRA THICK
FULL BODY
MAXSTONE



S L A T E G R E Y

Uniquely inspired by the heritage art and delicate colors, the perfect blend of retro designs and current flavours, that gives mesmerizing look to every décor.

600 X 600 MM

MAX
STONE
FULLBODY

SLATE GREY


600X600MM MATT FINISH

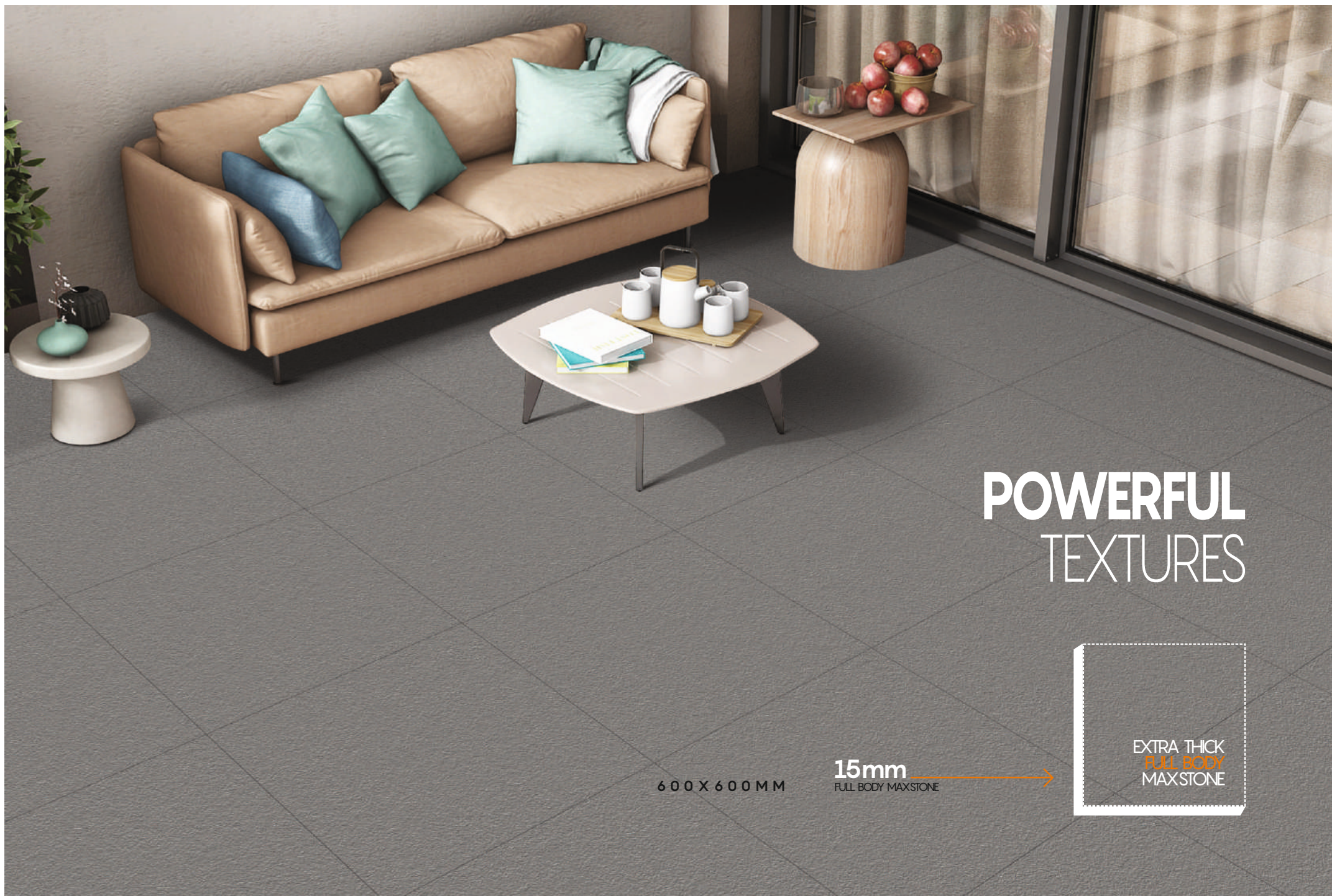


**MAX
STONE®**
FULL BODY



PUNCH EFFECT





POWERFUL TEXTURES

600 X 600 MM

15mm
FULL BODY MAXSTONE

EXTRA THICK
FULL BODY
MAXSTONE

